




Contents

| | |
|-----------------------------|----|
| What is Emsi Data? | 1 |
| Report Parameters | 2 |
| Executive Summary | 3 |
| Jobs | 4 |
| Compensation | 6 |
| Job Posting Activity | 7 |
| Demographics | 12 |
| Occupational Programs | 14 |

What is Emsi Data?

Emsi data is a hybrid dataset derived from official government sources such as the US Census Bureau, Bureau of Economic Analysis, and Bureau of Labor Statistics. Leveraging the unique strengths of each source, our data modeling team creates an authoritative dataset that captures more than 99% of all workers in the United States. This core offering is then enriched with data from online social profiles, resumés, and job postings to give you a complete view of the workforce.


Emsi data is frequently cited in major publications such as The Atlantic, Forbes, Harvard Business Review, The New York Times, The Wall Street Journal, and USA Today.



8 Occupations

1 MSA

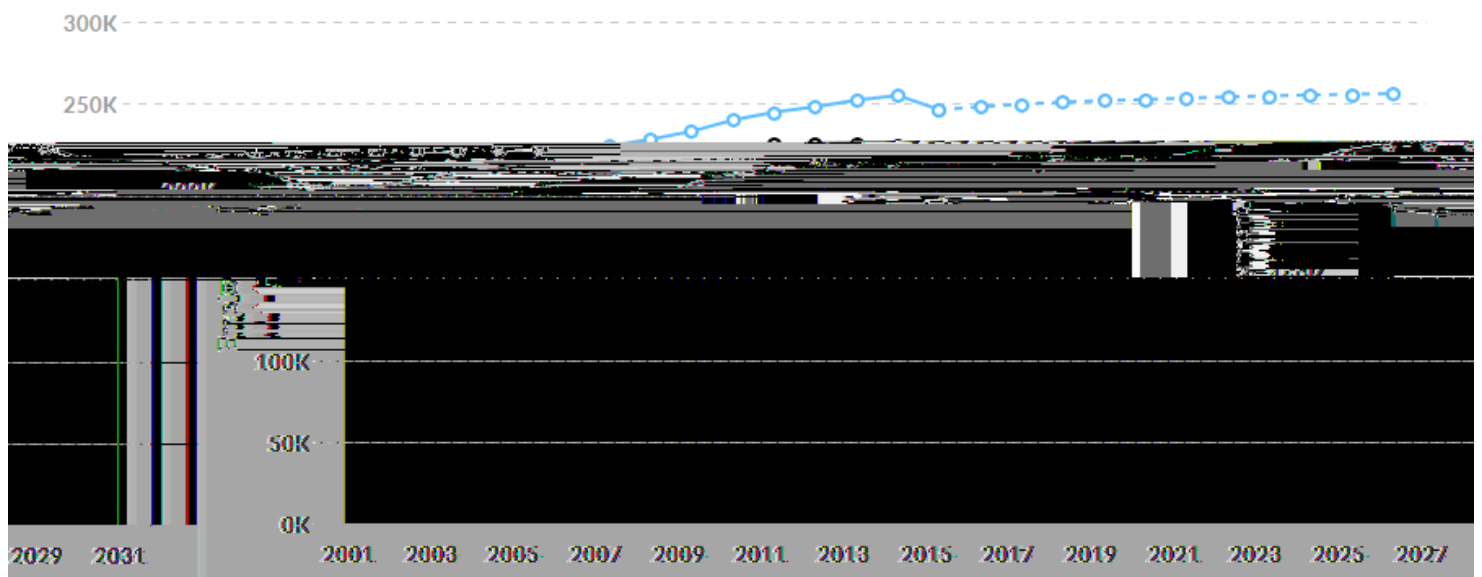
Class of Worker



Jobs

Regional Employment Is Lower Than the National Average

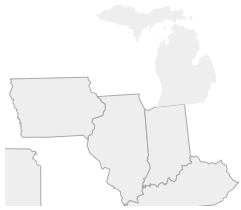
An average area of this size typically has 247,958* jobs, while there are 216,767 here. This lower than average supply of jobs may make it more difficult for workers in this field to find employment in your area.



| Region | 2021 Jobs | 2026 Jobs | Change | % Change |
|--------------------------------------|-----------|-----------|--------|----------|
| ● Chicago-Naperville-Elgin, IL-IN-WI | 216,767 | 220,870 | 4,103 | 1.9% |
| ● National Average | 247,958 | 253,220 | 5,263 | 2.1% |

*National average values are derived by taking the national value for your occupation and scaling it down to account for the difference in overall workforce size between the nation and Chicago-Naperville-Elgin, IL-IN-WI. In other words, the values represent the national average adjusted for region size.


Regional Breakdown



Compensation

Regional Compensation Is 1% Higher Than National Compensation

For your occupations, the 2020 median wage in Chicago-Naperville-Elgin, IL-IN-WI is \$86,953, while the national median wage is \$85,894.



Job Posting Activity



215,894 Unique Job Postings

The number of unique postings for this job from Jan 2021 to Sep 2021.



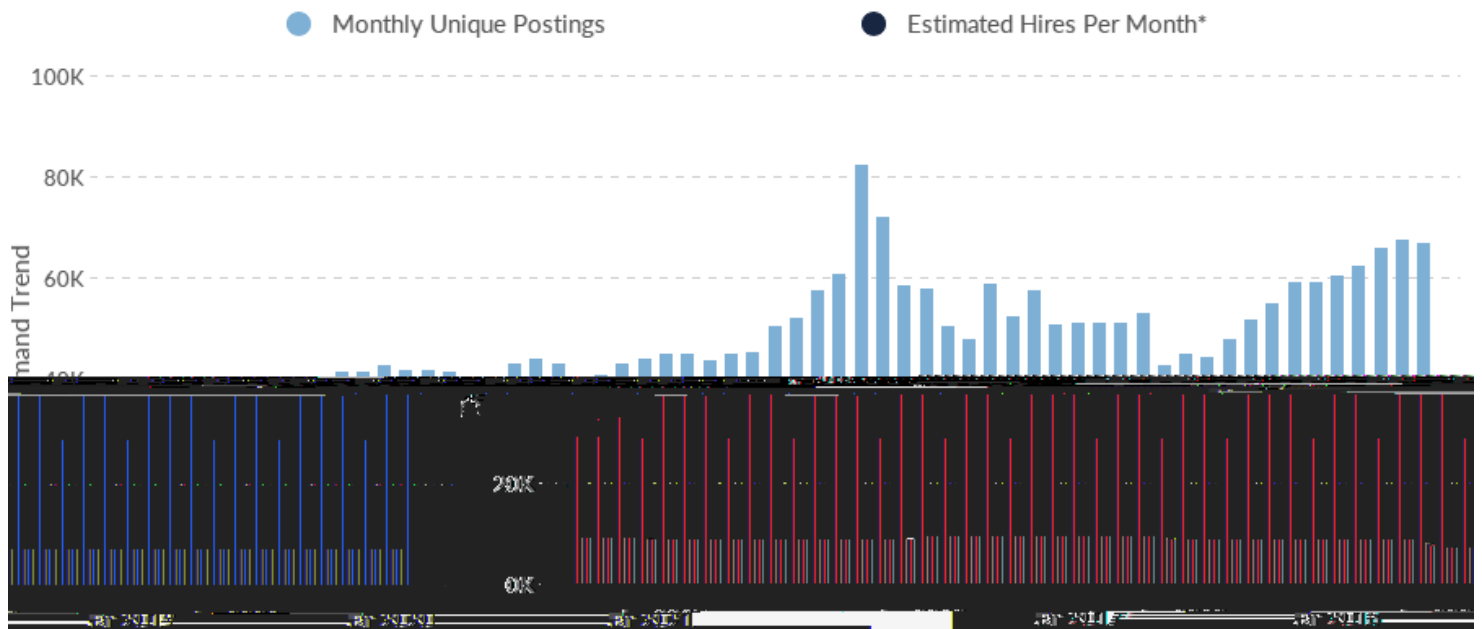
14,922 Employers Competing


All employers in the region who posted for this job from Jan 2021 to Sep 2021.













31 Day Median Duration

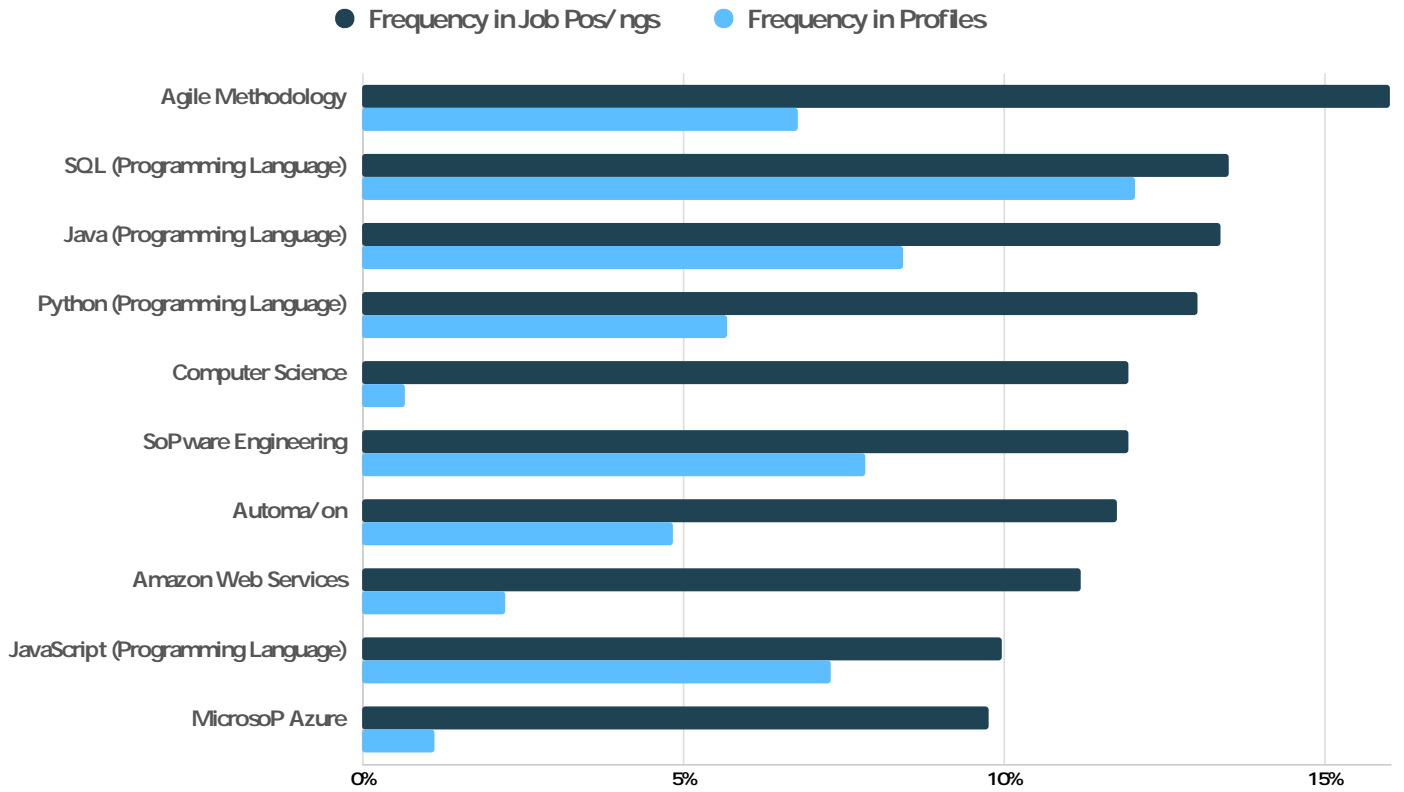
Posting duration is 2 days longer than what's typical in the region.



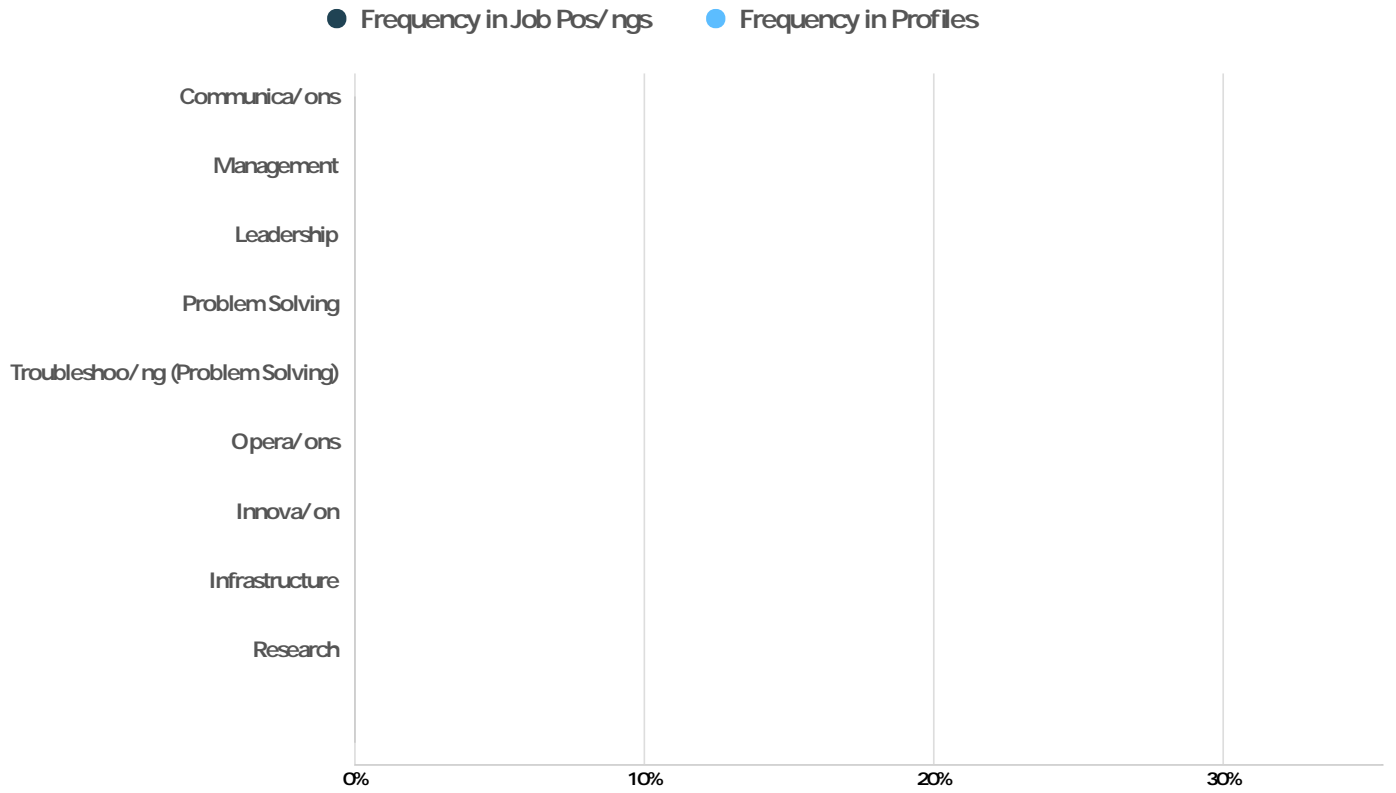
| Top Companies | Unique Postings |
|-----------------------------------|---|
| Oracle Corporation | 5,563  |
| The Judge Group Inc | 2,205  |
| Capital One Financial Corporation | 2,136  |
| AbbVie Inc. | 2,101  |
| Procare Therapy, Inc. | 2,075  |
| Hired | 2,067  |
| Sunbelt Staffing, LLC | 1,964  |
| Accenture PLC | 1,962  |
| Deloitte LLP | 1,627  |
| Abbott Laboratories | 1,561  |

| Top Job Titles | Unique Postings |
|-------------------------------|---|
| School Psychologists | 5,675  |
| Software Engineers | 3,817  |
| DevOps Engineers | 1,571  |
| Software Developers | 1,338  |
| Full Stack Software Engineers | 1,299  |
| Solutions Architects | 1,201  |
| Java Developers | 1,152  |
| Project Managers | 1,077  |
| Systems Engineers | 1,045  |
| .NET Developers | 974  |

Top Hard Skills

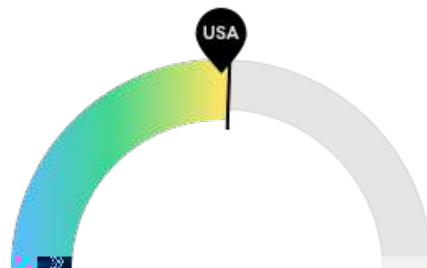


Top Common Skills



Demographics

Re/ement Risk Is About Average, While Overall Diversity Is About Average



Re/ement risk is about average in Chicago-Naperville-Elgin, IL-IN-WI. The national average for an area this size is 42,565* employees 55 or older, while there are 41,683 here.

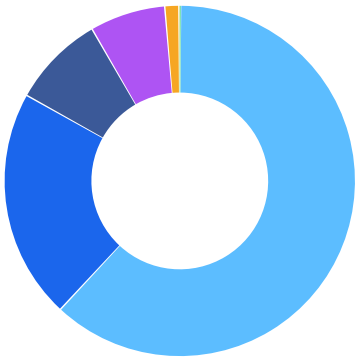
Racial diversity is about average in Chicago-Naperville-Elgin, IL-IN-WI. The national average for an area this size is 76,709* racially diverse employees, while there are 82,215 here.

Gender diversity is about average in Chicago-Naperville-Elgin, IL-IN-WI. The national average for an area this size is 56,885* female employees, while there are 58,946 here.

*National average values are derived by taking the national value for your occupation and scaling it down to account for the difference in overall workforce size between the nation and Chicago-Naperville-Elgin, IL-IN-WI. In other words, the values represent the national average adjusted for region size.

Occupation Age Breakdown

Occupat on Race/Ethnicity Breakdown



Occupat on Gender Breakdown

Appendix A - Data Sources and Calculations

Location Quotient

Location quotient (LQ) is a way of quantifying how concentrated a particular industry, cluster, occupation, or demographic group is in a region as compared to the nation. It can reveal what makes a particular region unique in comparison to the national average.

Occupation Data

Emsi occupation employment data are based on final Emsi industry data and final Emsi staffing patterns. Wage estimates are based