



in Chicago-Naperville-Elgin, IL-IN-WI

# Contents

What is Emsi Data? .....	1
Report Parameters .....	2
Executive Summary .....	3
Jobs .....	4
Compensation .....	6
Job Posting Activity .....	7
Demographics .....	12
Occupational Programs .....	14



## Report Parameters



29-1071	Physician Assistants
29-1031	Dietitians and Nutritionists
29-1141	Registered Nurses
29-2018	Clinical Laboratory Technologists and Technicians

29-2051	Dietetic Technicians
29-2098	Medical Dosimetrists, Medical Records Specialists, and Health Technologists and Technicians - All Other
29-9098	Health Information Technologists, Medical Registrars, Surgical Assistants, and Healthcare

16980	Chicago-Naperville-Elgin, IL-IN-WI
-------	------------------------------------


QCEW Employees

The information in this report pertains to the chosen occupations and geographical area.

## Executive Summary



Chicago-Naperville-Elgin, IL-IN-WI is about average for this kind of job. The national average for an area this size is 118,772\* employees, while there are 119,987 here.



Earnings are about average in Chicago-Naperville-Elgin, IL-IN-WI. The national median salary for your occupations is \$71,492, compared to \$73,034 here.




Job posting activity is low in Chicago-Naperville-Elgin, IL-IN-WI. The national average for an area this size is 26,404\* job postings/mo, while there are 16,688 here.

\*Na/o

# Jobs

An average area of this size typically has 118,772\* jobs, while there are 119,987 here.




\*National average values are derived by taking the national value for your occupations and scaling it down to account for the difference in



## Compensation

For your occupations, the 2020 median wage in Chicago-Naperville-Elgin, IL-IN-WI is \$73,034, while the national median wage is \$71,492.






# Job Posting Activity



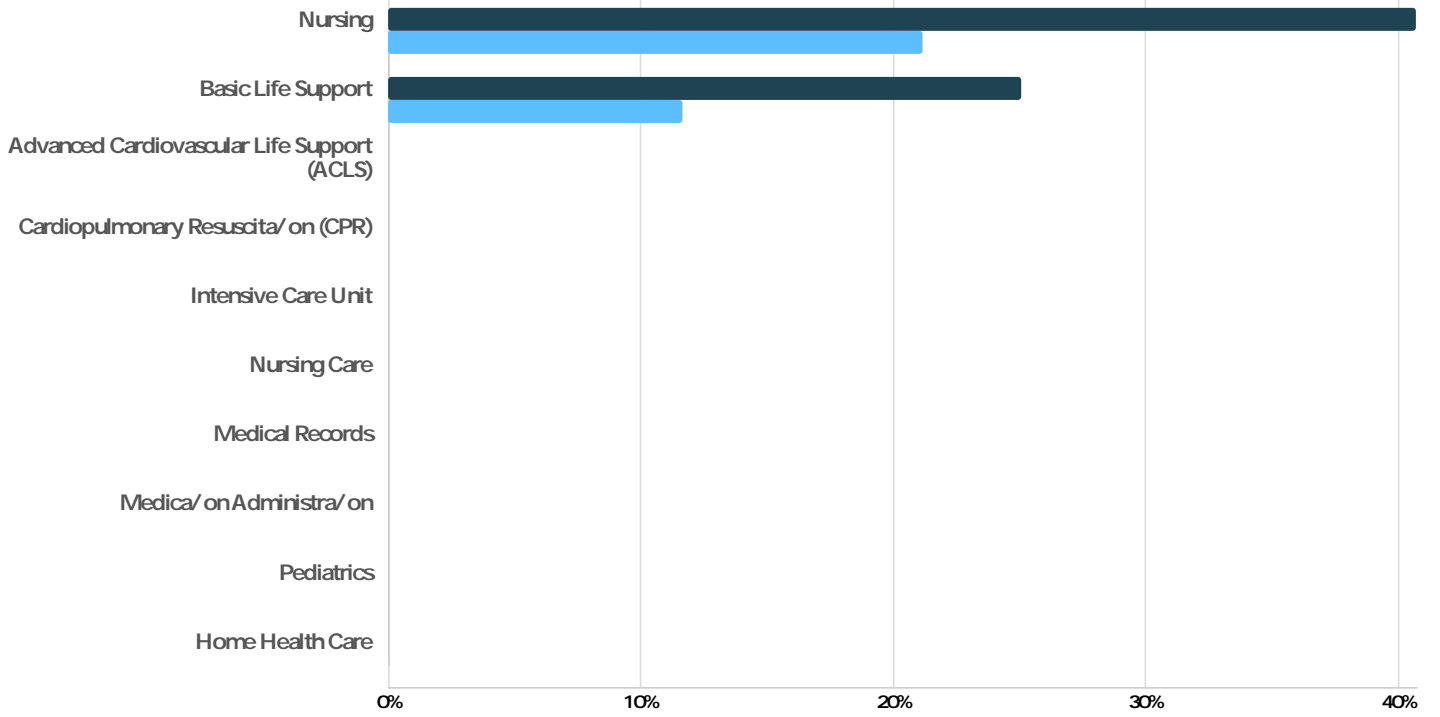
The number of unique postings for this job

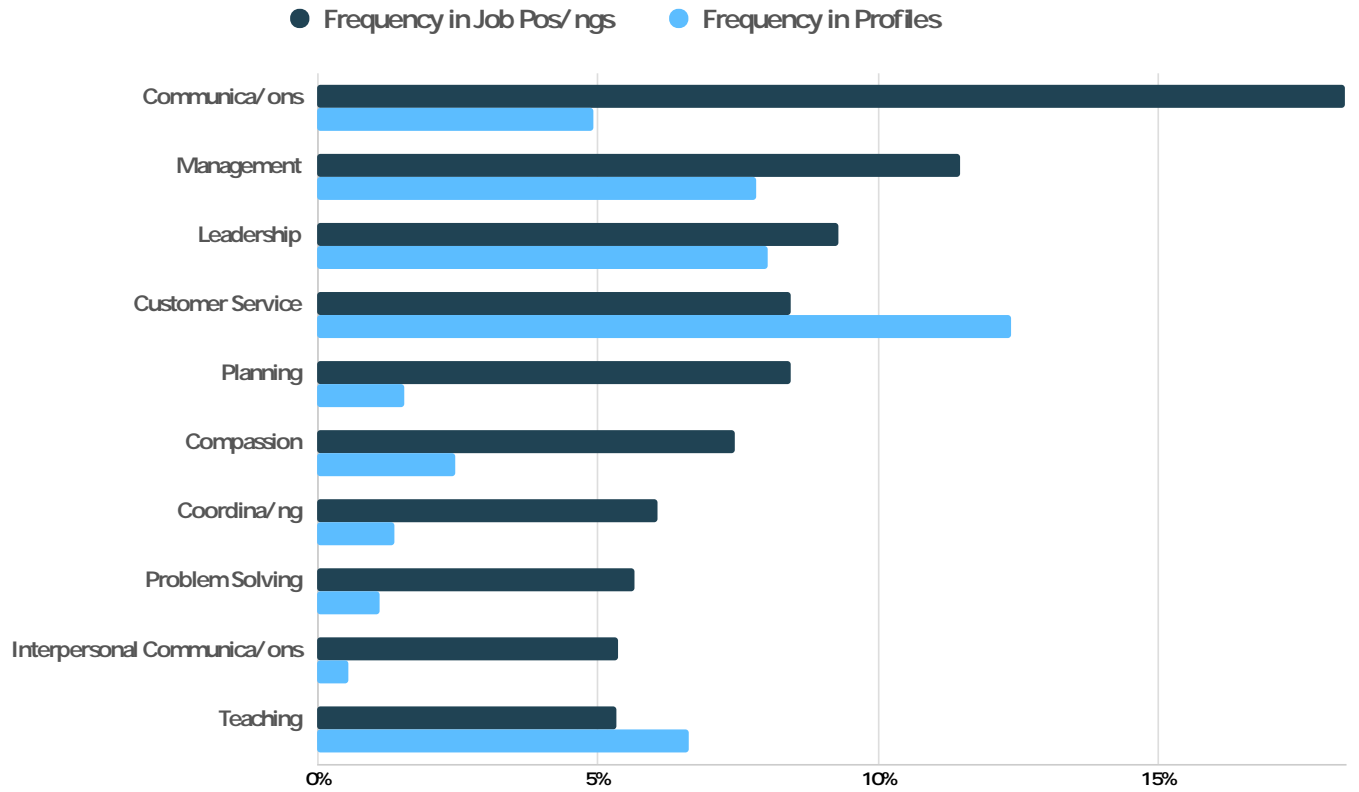


\*A hire is reported by the Quarterly Workforce Indicators when an individual's Social Security Number appears on a company's payroll and was not there the quarter before. Emsi hires are calculated using a combination of Emsi jobs data, information on separations from the Bureau of Labor Statistics (BLS), and industry-based hires.

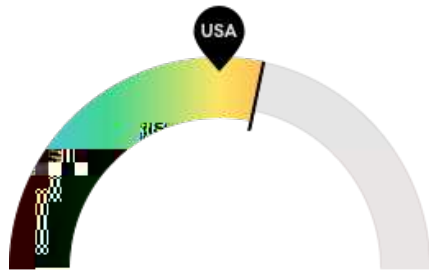


● Frequency in Job Postings ● Frequency in Profiles





Skill	Count	Frequency in Job Postings (%)	Count	Frequency in Profiles (%)
Communica/ ons	11,730	18%	4,182	5%
Management	7,333	11%	6,625	8%
Leadership	5,954	9%	6,793	8%
Customer Service	5,411	8%	10,474	12%
Planning	5,411	8%	1,306	2%
Compassion	4,764	7%	2,077	2%
Coordina/ng	3,890	6%	1,161	1%
Problem Solving	3,623	6%	944	1%
Interpersonal Communica/ ons	3,435	5%	476	1%
Teaching	3,407	5%	5,607	7%



Re/ retirement risk is about average in Chicago-Naperville-Elgin, IL-IN-WI. The national average for an area this size is 30,504\* employees 55 or older, while there are 32,472 here.

Racial O.i.









