



# 19 Educational Instruction and Library Occupations in Chicago-Naperville-Elgin, IL-IN-WI


## Contents

What is Emsi Data? .....	1
Report Parameters .....	2
Executive Summary .....	3
Jobs .....	4
Compensation .....	6
Job Posting Activity .....	7
Demographics .....	11
Occupational Programs .....	13
Appendix A (Occupations) .....	15

## What is Emsi Data?

Emsi data is a hybrid dataset derived from official government sources such as the US Census Bureau, Bureau of Economic Analysis, and Bureau of Labor Statistics. Leveraging the unique strengths of each source, our data modeling team creates an authoritative dataset that captures more than 99% of all workers in the United States. This core offering is then enriched with data from online social profiles, resumés, and job postings to give you a complete view of the workforce.

Emsi data is frequently cited in major publications such as The Atlantic, Forbes, Harvard Business Review, The New York Times, The Wall Street Journal, and USA Today.



## Report Parameters

### 19 Occupations

25-2011	Preschool Teachers, Except Special Education
25-2012	Kindergarten Teachers, Except Special Education
25-2021	Elementary School Teachers, Except Special Education

25-2031	Secondary School Teachers, Except Special and Career/Technical Education
25-2032	Career/Technical Education Teachers, Secondary School
25-2051	Special Education Teachers, Preschool
25-2052	Special Education Teachers, Kindergarten

### 1 MSA

16980	Chicago-Naperville-Elgin, IL-IN-WI
-------	------------------------------------


### Class of Worker

QCEW Employees

The information in this report pertains to the chosen occupations and geographical area.


## Executive Summary

### Aggressive Job Posting Demand Over an Average Supply of Regional Jobs



Jobs (2019)

Chicago-Naperville-Elgin, IL-IN-WI is about average for this kind of job. The national average for an area this size is 207,054\* employees, while there are 213,785 here.



Compensation

Earnings are about average in Chicago-Naperville-Elgin, IL-IN-WI. The national median salary for your occupations is \$47,877, compared to \$50,822 here.

6,964

Job Posting Demand

Job posting activity is high in Chicago-Naperville-Elgin, IL-IN-WI. The national average for an area this size is 5,532\* job postings/mo, while there are 6,964 here.

\*National average values are derived by taking the national value for your occupations and scaling it down to account for the difference in overall workforce size between the nation and Chicago-Naperville-Elgin, IL-IN-WI. In other words, the values represent the national average adjusted for region size.

# Jobs

## Regional Employment Is About Equal to the National Average

An average area of this size typically has 207,054\* jobs, while there are 213,785 here.



Region	2019 Jobs	2021 Jobs	Change	% Change
● Chicago-Naperville-Elgin, IL-IN-WI	213,785	196,295	-17,490	-8.2%
● National Average	207,054	188,291	-18,762	-9.1%

\*National average values are derived by taking the national value for your occupations and scaling it down to account for the difference in overall workforce size between the national and Chicago-Naperville-Elgin, IL-IN-WI. In other words, the values represent the national average adjusted for region size.


## Regional Breakdown



## Compensation

### Regional Compensation Is 6% Higher Than National Compensation

For your occupations, the 2020 median wage in Chicago-Naperville-Elgin, IL-IN-WI is \$50,822, while the national median wage is \$47,877.





# Job Postings Activity



95,168 Unique Job Postings

The number of unique postings for this job from Jan 2019 to Sep 2021.



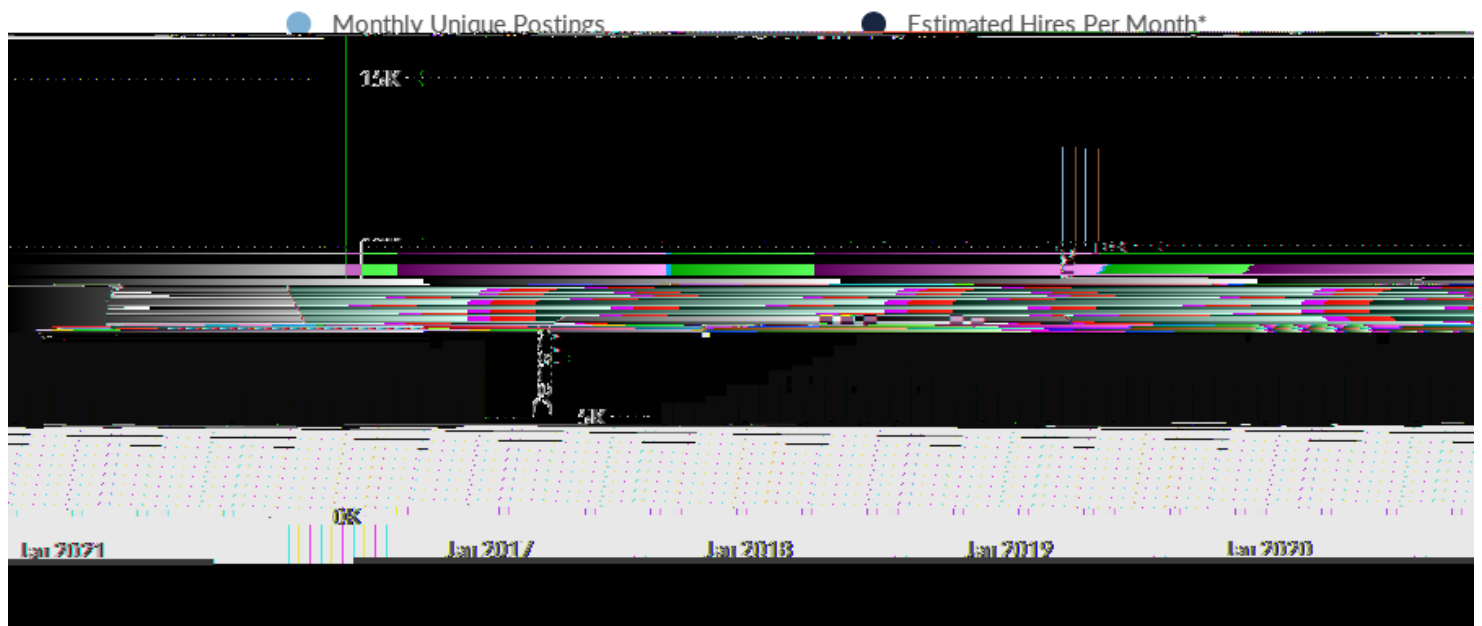
4,744 Employers Competing

All employers in the region who posted for this job from Jan 2019 to Sep 2021.



29 Day Median Duration

Posting duration is 3 days shorter than what's typical in the region.



Teaching Assistants, Except Postsecondary

1,090

1,738

\*A hire is reported by the Quarterly Workforce Indicators when an individual's Social Security Number appears on a company's payroll and was not there the quarter before. Emsi hires are calculated using a combination of Emsi jobs data, information on separation rates from the Bureau of Labor Statistics (BLS), and industry-based hires data from the Census Bureau.

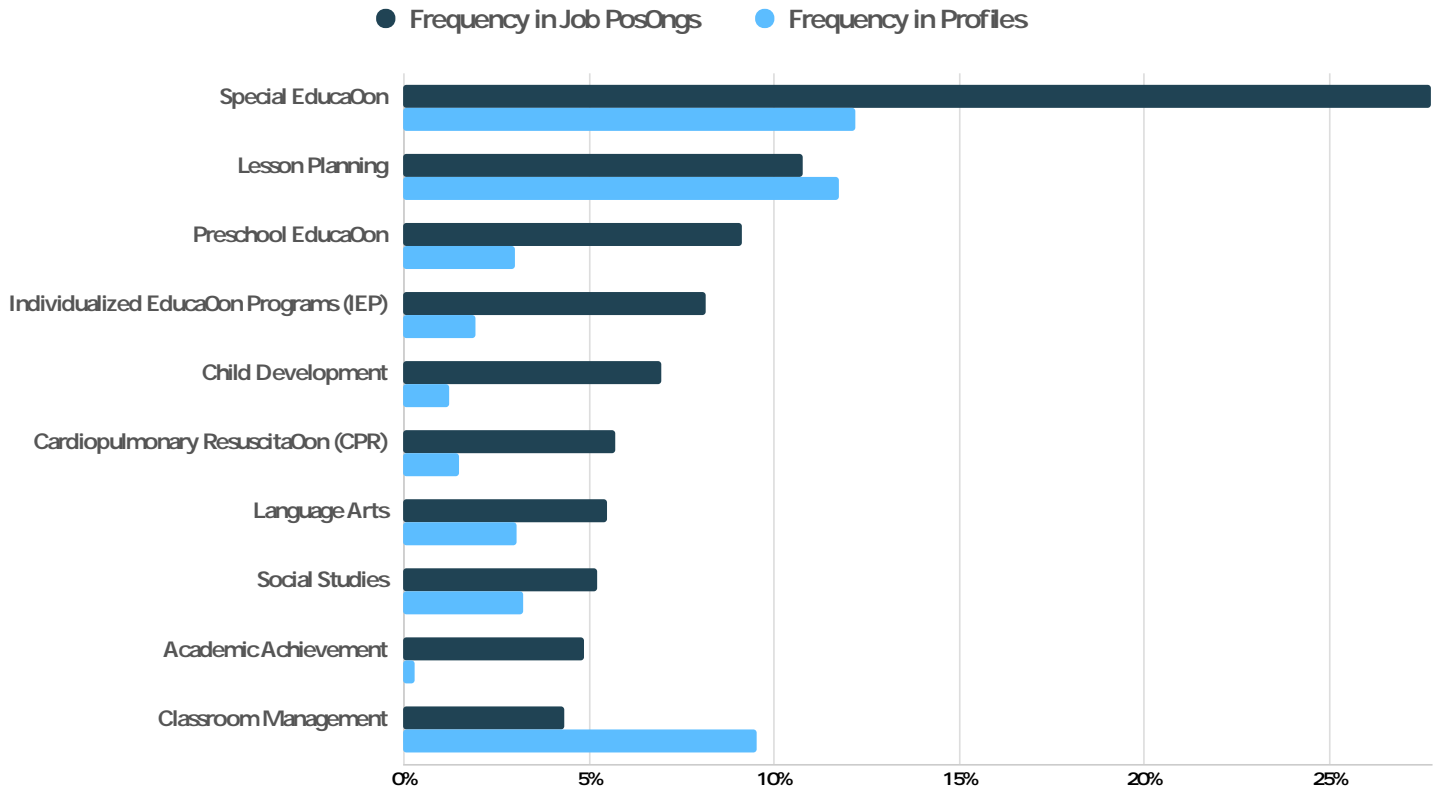
---

Special EducaOon Teachers, Kindergarten and Elementary School	1,102	279
Elementary School Teachers, Except Special EducaOon	627	1,048
Middle School Teachers, Except Special and Career/Technical EducaOon	381	389
Self-Enrichment Teachers	195	546
Special EducaOon Teachers, Middle School	239	50
Special EducaOon Teachers, Secondary School	163	137
Kindergarten Teachers, Except Special EducaOon	63	109
Career/Technical EducaOon Teachers, Secondary School	50	30
Special EducaOon Teachers, Preschool	42	13
Special EducaOon Teachers, All Other	42	25

---

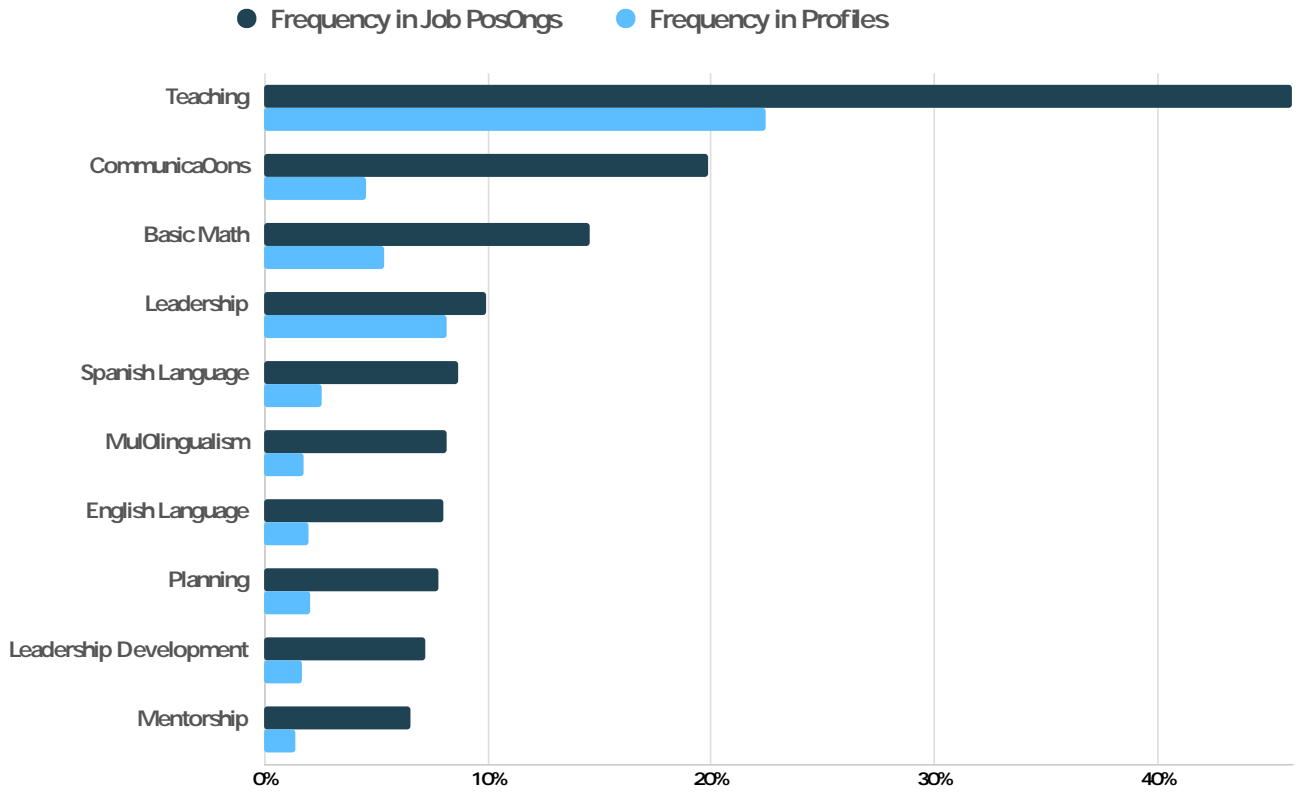
---

## Top Hard Skills

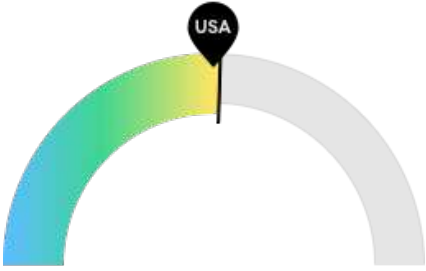


Skills	Postings	% of Total Postings	Profiles	% of Total Profiles
Special Education	26,433	28%	16,106	12%
Lesson Planning	10,297	11%	15,486	12%
Preschool Education	8,716	9%	3,980	3%
Individualized Education Programs (IEP)	7,779	8%	2,603	2%
Child Development	6,645	7%	1,646	1%
Cardiopulmonary Resuscitation (CPR)	5,465	6%	1,973	1%
Language Arts	5,258	6%	4,039	3%
Social Studies	4,980	5%	4,282	3%
Academic Achievement	4,635	5%	394	0%
Classroom Management	4,162	4%	12,557	10%

# Top Common Skills



Teaching	43,850	46%	29,583	22%
Communications	18,941	20%	6,065	5%
Basic Math		15%	5,000	5%
Leadership		10%	8,000	5%
Spanish Language		9%	2,000	5%
Multilingualism		8%	2,000	5%
English Language		8%	2,000	5%
Planning		8%	2,000	5%
Leadership Development		7%	2,000	5%
Mentorship		7%	1,000	5%



## Occupational Breakdown by Race/Ethnicity





---

College of Lake County

2,497





## Appendix A (Occupations)

Code	Description	Code	Description
25-2011	Preschool Teachers, Except Special Education	25-2058	Special Education Teachers, Secondary School
25-2012	Kindergarten Teachers, Except Special Education	25-2059	Special Education Teachers, All Other
25-2021	Elementary School Teachers, Except Special Education	25-3011	Adult Basic Education, Adult Secondary Education, and English as a Second Language Instructors
25-2022	Middle School Teachers, Except Special and Career/Technical Education	25-3021	Self-Enrichment Teachers
25-2023	Career/Technical Education Teachers, Middle School	25-3031	Substitute Teachers, Short-Term
25-2031	Secondary School Teachers, Except Special and Career/Technical Education	25-3097	Tutors and Teachers and Instructors, All Other
25-2032	Career/Technical Education Teachers, Secondary School	25-9045	Teaching Assistants, Except Postsecondary
25-2051	Special Education Teachers, Preschool	25-9044	Teaching Assistants, Postsecondary
25-2052	Special Education Teachers, Kindergarten and Elementary School	25-9099	Educational Instruction and Library Workers, All Other
25-2057	Special Education Teachers, Middle School		