




in Chicago-Naperville-Elgin, IL-IN-WI




Contents

What is Emsi Data?	1
Report Parameters	2
Executive Summary	3
Jobs	4
Compensation	6
Job Posting Activity	7
Demographics	11
Occupational Programs	13
Appendix A (Occupations)	15

What is Emsi Data?

Emsi data is a hybrid dataset derived from official government sources such as the US Census Bureau, Bureau of Economic Analysis, and Bureau of Labor Statistics. Leveraging the unique strengths of each source, our data modeling team creates an authoritative dataset that captures more than 99% of all workers in the United States. This core offering is then enriched with data from online social profiles, resumés, and job postings to give you a complete view of the workforce.

Emsi data is frequently cited in major publications such as The Atlantic, Forbes, Harvard Business Review, The New York Times, The Wall Street Journal, and USA Today.



Report Parameters


15-1211	Computer Systems Analysts	
15-1221	Computer Systems	m



QCEW Employees

The information in this report pertains to the chosen occupations and geographical area.

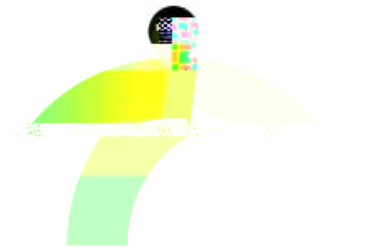
Executive Summary



Chicago-Naperville-Elgin, IL-IN-WI is about average for this kind of job. The national average for an area this size is 140,153* employees, while there are 135,860 here.



Earnings are about average in Chicago-Naperville-Elgin, IL-IN-WI. The national median salary for your occupations is \$91,392, compared to \$92,258 here.



Job posting activity is high in Chicago-Naperville-Elgin, IL-IN-WI. The national average for an area this size is 40,192* job postings/mo, while there are 44,706 here.

*National average values are derived by taking the national value for your occupations and scaling it down to account for the difference in overall workforce size between the nation and Chicago-Naperville-Elgin, IL-IN-WI. In other words, the values represent the national average adjusted for region size.

Jobs

Job Posting Activity



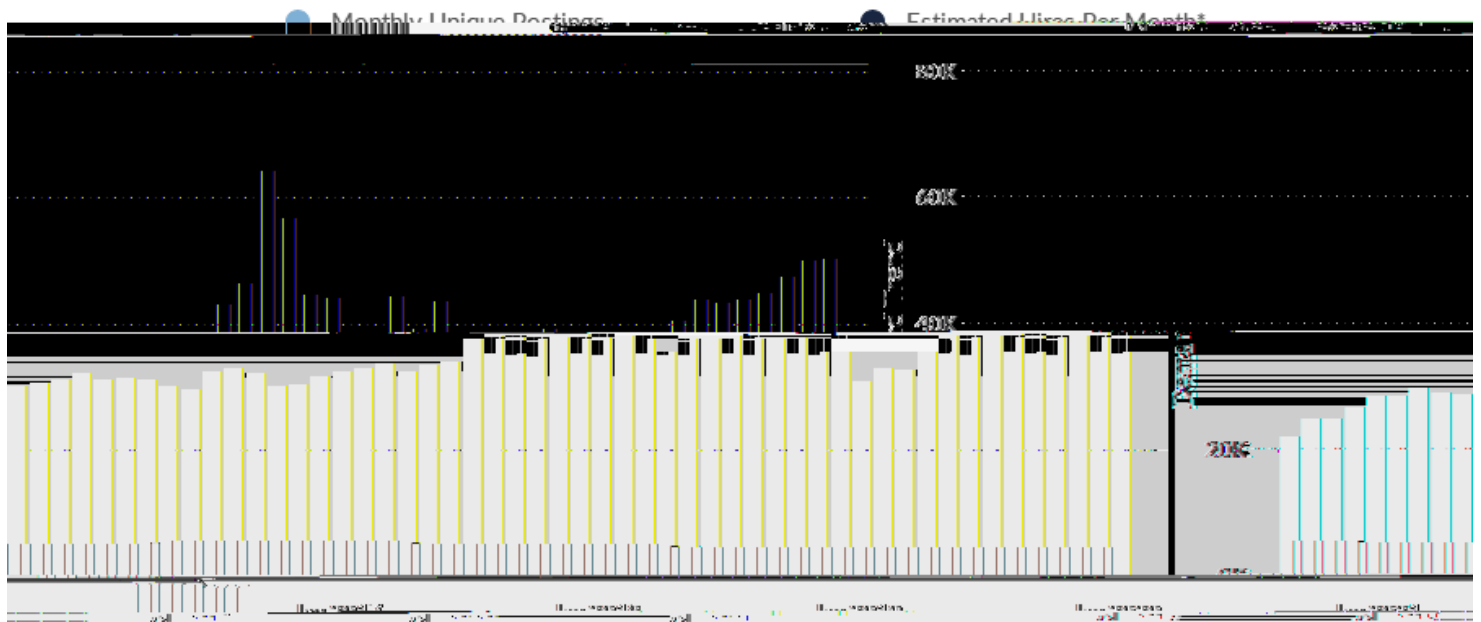
The number of unique postings for this job from Jan 2021 to Sep 2021.



All employers in the region who posted for this job from Jan 2021 to Sep 2021.

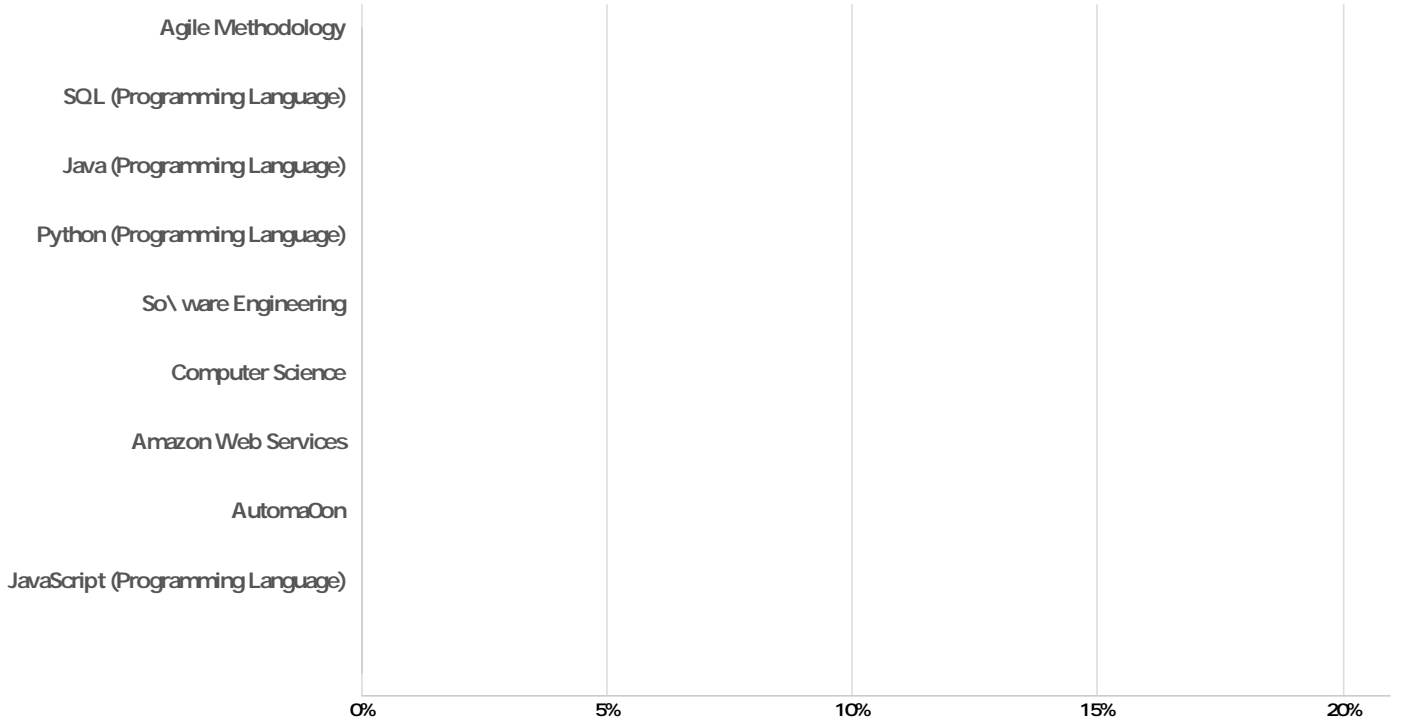


Posting duration is 1 day longer than what's typical in the region.

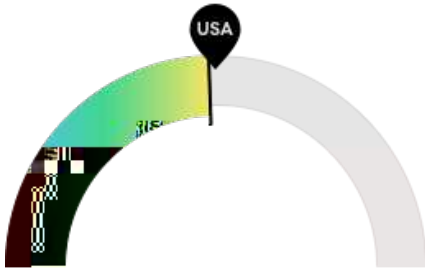


*A hire is reported by the Quarterly Workforce Indicators when an individual's Social Security Number appears on a company's payroll and was

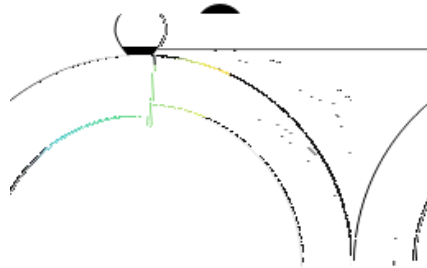
● Frequency in Job Postings ● Frequency in Profiles



Demographics



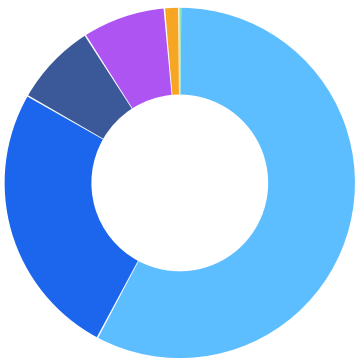
Retirement risk is about average in Chicago-Naperville-Elgin, IL-IN-WI. The national average for an area this size is 21,098* employees 55 or older, while there are 20,458 here.



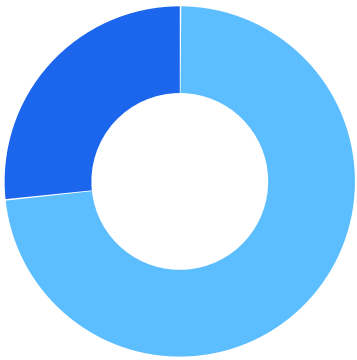
Racial diversity is about average in Chicago-Naperville-Elgin, IL-IN-WI. The national average for an area this size is 54,080* racially diverse employees, while there are 56,933 here.

Gender diversity is about average in Chicago-Naperville-Elgin, IL-IN-WI. The national average for an area this size is 36,139* female employees, while there are 36,014 here.

*National average values are derived by taking the national value for your occupations and scaling it down to account for the difference in overall workforce size between the nation and Chicago-Naperville-Elgin, IL-IN-WI. In other words, the values represent the national average adjusted for region size.



● White	57.7%	77,712
● Asian	25.5%	34,319
● Hispanic or Latino	7.7%	10,318
● Black or African American	7.7%	10,308
● Two or More Races	1.3%	1,790
● American Indian or Alaska Native	0.1%	123
●		



DeVry University-Illinois	4,696	
Northwestern University	3,224	
University of Chicago	3,004	
University of Illinois Chicago	2,721	
DePaul University	2,596	

